

EDGE TLRTM EDGE TLR



FEDERAL



PREMIUM[®]

AMMUNITION



2017



BIG GAME

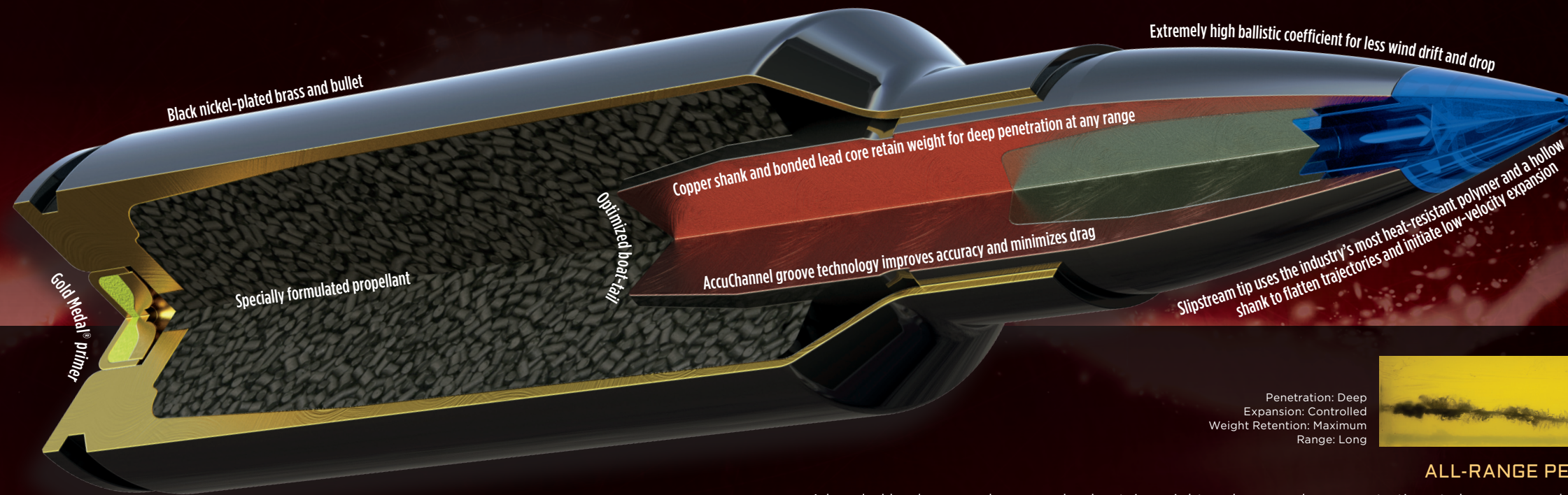

CENTERFIRE RIFLE
AMMUNITION

EDGE TLR™


Unlike other so-called long-range projectiles that can fail to perform on impact at lower velocities, the Edge TLR uses the exclusive hollow-core Slipstream™ polymer tip to initiate expansion at long range. At close range, the bullet's copper shank and bonded lead core retain weight for consistent, lethal penetration.

SMOOTH MOVER

The Edge TLR bullet's sleek boat-tail, secant ogive, Slipstream tip and unique AccuChannel™ grooving bring drag to an absolute minimum for the best possible long-range ballistics.



Penetration: Deep
Expansion: Controlled
Weight Retention: Maximum
Range: Long



ALL-RANGE PERFORMANCE

A bonded lead core and copper shank retain weight and ensure deep penetration at close range, while the Slipstream polymer tip initiates proper expansion at extreme distances. Gel shot at 900-yard velocity with P300WETLR200.

LOAD NO.	CALIBER	GR.
P308ETLR175	308 WIN.	175
P3006ETLR175	30-06 SPRING.	175
P300WETLR200	300 WIN. MAG.	200
P300WSMETLR200	300 WIN. SHORT MAG.	200



EDGE TLRTM



FEDERAL



PREMIUM[®]

AMMUNITION

federalpremium.com