

# MODERN PERFORMANCE


**TRADITIONAL**<sup>™</sup>  
*Classic*

GOLD TIP'S TRADITIONAL CLASSIC XT IS BUILT OF A HEAVYWEIGHT, SMALL DIAMETER CARBON SHAFT THAT COMES EQUIPPED WITH STAINLESS STEEL INSERTS AND REINFORCED BALLISTIC COLLARS. THE STRENGTH AND DURABILITY, COUPLED WITH THE LOOK OF A CUSTOM FOOTED-SHAFT MAKES IT THE PERFECT CHOICE FOR ANY SPORTSMAN THAT DEMANDS HARD-HITTING KINETIC ENERGY.


**TRADITIONAL**  
*Classic xt*

ARROW SPECS


SPINE	COLOR	GPI	OD
600	WOOD GRAIN	9.0	.269"
500	WOOD GRAIN	9.8	.274"
400	WOOD GRAIN	11.4	.282"
340	WOOD GRAIN	12.1	.287"



ACCU-TOUGH NOCK:  
11.4 GR



BALLISTIC COLLAR:  
12.8 GR



NEW STAINLESS STEEL  
ACCU-TOUGH INSERT:  
FROM 72-80 GR

STRAIGHTNESS TOLERANCE: +/- .003"  
WEIGHT TOLERANCE: +/- 2 GR  
AVAILABLE IN 5" BARRED & SHEILD CUT FEATHERS


# WITH A CLASSIC LOOK

**TRADITIONAL**  
*Classic*




ARROW SPECS

SPINE	COLOR	GPI	OD
600	WOOD GRAIN	9.0	.269"
500	WOOD GRAIN	9.8	.274"
400	WOOD GRAIN	11.4	.282"
340	WOOD GRAIN	12.1	.287"



ACCU-TOUGH NOCK :  
11.4 GR



NEW STAINLESS STEEL  
ACCU-TOUGH INSERT:  
FROM 72-80 GR

STRAIGHTNESS TOLERANCE: +/- .006"  
WEIGHT TOLERANCE: +/- 2 GR  
AVAILABLE IN 4" FEATHERS

